

Rhodium-Catalyzed Asymmetric Synthesis of Silicon-Stereogenic Dibenzooxasilines via Enantioselective Transmetalation

Ryo Shintani,^{*,†} Eleanor E. Maciver,[†] Fumiko Tamakuni,[†] and Tamio Hayashi^{*,†,‡}

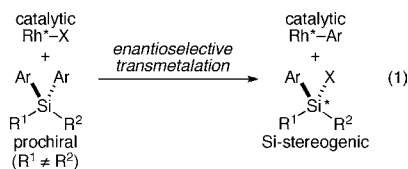
[†]Department of Chemistry, Graduate School of Science, Kyoto University, Sakyo, Kyoto 606-8502, Japan

[‡]Institute of Materials Research and Engineering, A*STAR, 3 Research Link, Singapore 117602

S Supporting Information

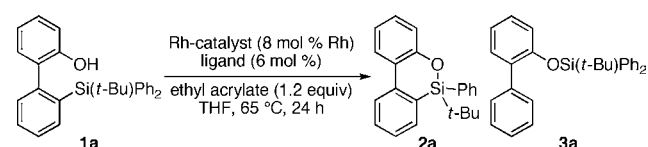
ABSTRACT: A rhodium-catalyzed asymmetric synthesis of silicon-stereogenic dibenzooxasilines has been developed. High enantioselectivities have been achieved by employing (*S,S*)-Me-Duphos as the ligand through “enantioselective transmetalation”.

Transmetalation is one of the key elemental steps for a wide variety of transition-metal-catalyzed processes involving organometallic reagents such as palladium-catalyzed cross-coupling reactions¹ and rhodium-catalyzed conjugate addition reactions.² Although this elemental step also often appears as part of the catalytic cycle for various asymmetric catalyses, “enantioselective transmetalation” that constructs a stereogenic center at the metal(loid) of the transmetalating reagent has never been reported as far as we are aware.^{3,4} In this context, here we demonstrate the first example of such enantioselective transmetalation using prochiral organosilicon compounds under the catalysis of a chiral rhodium(I) complex, leading to the formation of silicon-stereogenic organosilanes with high enantioselectivity (eq 1).^{5,6}



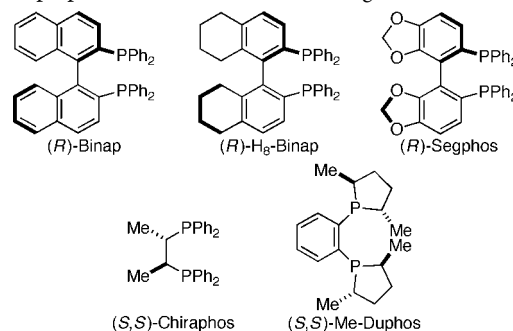
To realize this mode of asymmetric catalysis, we chose hydroxy-tethered tetraorganosilanes bearing two of the same aryl groups as the transmetalating reagent in combination with an electron-deficient olefin as the electrophile in the presence of a chiral rhodium complex.⁷ As a starting point, we decided to employ 2'-(*tert*-butyl)diphenylsilylbiphenyl-2-ol (**1a**) as a model substrate and conducted several reactions to find a set of conditions that could effectively promote the formation of silicon-stereogenic dibenzooxasiline **2a**⁸ with high ee through enantioselective transmetalation (Table 1). Thus, a high yield of **2a** with 91% ee was obtained along with a minute amount of byproduct **3a** by conducting the reaction of **1a** with ethyl acrylate (1.2 equiv) in the presence of a catalyst generated from [Rh(OH)(coe)₂]₂⁹ (8 mol % Rh) and (*S,S*)-Me-Duphos¹⁰ (6 mol %) in THF at 65 °C (entry 1). It is worth noting that the phenyl group cleaved from **1a** ended up on ethyl acrylate in the forms of ethyl 3-phenylpropionate (1,4-adduct; 3% of Ph on **1a**), ethyl cinnamate (Heck-type product; 11% Ph), and ethyl

Table 1. Rhodium-Catalyzed Asymmetric Synthesis of Dibenzooxasiline 2a from 1a



entry	Rh-catalyst	ligand	yield (%) ^a	2a/3a ^b	ee of 2a (%) ^c
1	[Rh(OH)(coe) ₂] ₂	(<i>S,S</i>)-Me-Duphos	89	98/2	91 (R)
2	[Rh(OH)(coe) ₂] ₂	–	0	–	–
3 ^d	[Rh(OH)(coe) ₂] ₂	(<i>S,S</i>)-Me-Duphos	95	>99/1	0
4	[Rh(OH)(cod) ₂] ₂	(<i>S,S</i>)-Me-Duphos	90	>99/1	10 (R)
5	[RhCl(coe) ₂] ₂	(<i>S,S</i>)-Me-Duphos	0	–	–
6	[Rh(OH)(coe) ₂] ₂	(<i>R</i>)-Binap	20	95/5	5 (R)
7	[Rh(OH)(coe) ₂] ₂	(<i>R</i>)-H ₈ -Binap	88	99/1	17 (S)
8	[Rh(OH)(coe) ₂] ₂	(<i>R</i>)-Segphos	51	99/1	56 (S)
9	[Rh(OH)(coe) ₂] ₂	(<i>S,S</i>)-Chiraphos	94	99/1	62 (R)

^aCombined isolated yield of **2a** and **3a**. ^bDetermined by ¹H NMR. ^cDetermined by chiral HPLC on a Chiralpak AD-H column with hexane/2-propanol = 500/1. ^d10 mol % of ligand was used.



3,3-diphenylpropionate (1,4-adduct of the cinnamate; 72% Ph) under these conditions. The rhodium/ligand ratio and the choice of rhodium complex were found to be critically important in the present reaction. No reaction took place

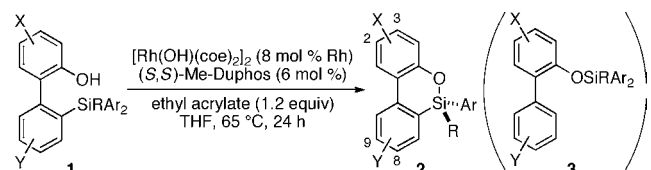
Received: August 2, 2012

Published: September 22, 2012

when the reaction was conducted without any added phosphine ligands (entry 2), and the use of excess (*S,S*)-Me-Duphos (10 mol %; 1.25 equiv to Rh) gave product **2a** in 95% yield but with complete loss of enantioselectivity (entry 3).¹¹ We tentatively attribute this loss of ee to the partial formation of a Rh((*S,S*)-Me-Duphos)₂ complex,¹² which displays much higher catalytic activity with no enantioinduction. The reaction also proceeded well by using [Rh(OH)(cod)]₂ instead of [Rh(OH)(coe)₂]₂ in combination with (*S,S*)-Me-Duphos, but **2a** was obtained only with 10% ee (entry 4). This observation can be explained by the slower ligand exchange between 1,5-cyclooctadiene (cod) and (*S,S*)-Me-Duphos and by the fact that [Rh(OH)(cod)]₂ alone can promote the formation of **2a** as a racemate (93% yield). In contrast, the use of [RhCl(coe)₂]₂ completely shuts down the reaction (entry 5), which is presumably because a chlororhodium complex is unable to undergo ligand exchange with **1a** to form an aryloxorhodium species that allows successive transmetalation to take place (vide infra). Other chiral bisphosphine ligands such as (*R*)-Binap, (*R*)-H₈-Binap, (*R*)-Segphos, and (*S,S*)-Chiraphos were inferior to (*S,S*)-Me-Duphos, giving product **2a** with lower enantioselectivity (5–62% ee; entries 6–9).

Under the reaction conditions described in Table 1, entry 1, various substituted dibenzooxasilines **2** are effectively prepared with high enantioselectivity as summarized in Table 2, entries

Table 2. Rhodium-Catalyzed Asymmetric Synthesis of Dibenzooxasilines **2: Scope**



entry	2 (X, Y, R, Ar)	yield (%) ^a	2/3 ^b	ee of 2 (%) ^c
1	2a (H, H, <i>t</i> -Bu, Ph)	89	98/2	91
2	2b (2-Me, H, <i>t</i> -Bu, Ph)	80	96/4	90
3	2c (2-F, H, <i>t</i> -Bu, Ph)	96	97/3	88
4	2d (2,3-(CH=CH) ₂ , H, <i>t</i> -Bu, Ph)	96	98/2	91
5	2e (H, 8-Me, <i>t</i> -Bu, Ph)	77	96/4	87
6	2f (H, 8-F, <i>t</i> -Bu, Ph)	97	>99/1	92
7	2g (H, 9-OMe, <i>t</i> -Bu, Ph)	70	98/2	90
8	2h (H, 9-CF ₃ , <i>t</i> -Bu, Ph)	92	>99/1	90
9	2i (H, H, <i>t</i> -Bu, 4-MeOC ₆ H ₄)	87 ^d	98/2	92
10	2j (H, H, <i>t</i> -Bu, 4-MeC ₆ H ₄)	90	98/2	91
11	2k (H, H, <i>t</i> -Bu, 4-PhC ₆ H ₄)	82 ^d	98/2	88
12	2l (H, H, <i>t</i> -Bu, 3-MeC ₆ H ₄)	85	98/2	90
13 ^e	2m (H, H, Cy, Ph)	59	93/7	71

^aCombined isolated yield of **2** and **3** unless otherwise noted.

^bDetermined by ¹H NMR. ^cDetermined by chiral HPLC with hexane/2-propanol. ^dIsolated yield of **2**. ^eThe reaction was conducted in dioxane at 80 °C.

2–8 (87–92% ee), including an example of benzonaphthooxasilinone **2d** (entry 4). In addition, substrates **1** having two of the same substituted phenyl groups on the silicon atom are also converted to the corresponding dibenzooxasilines **2** with high efficiency (88–92% ee; entries 9–12). Unfortunately, the use of substrates having a less bulky alkyl group such as a cyclohexyl group on the silicon shows lower reactivity and enantioselectivity in the present catalysis (entry 13).¹³ The absolute

configuration of product **2e** in entry 5 was determined to be *R* by X-ray crystallographic analysis with Cu-K α radiation after recrystallization from hexane at –20 °C (Figure 1).¹⁴

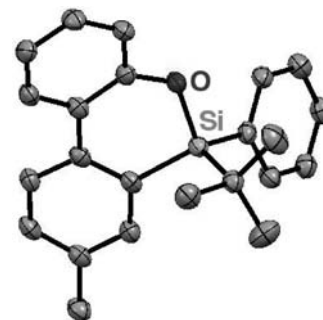
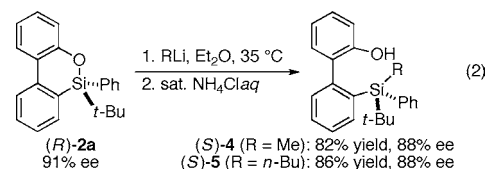


Figure 1. X-ray crystal structure of (*R*)-**2e** (Flack parameter = 0.01(4); hydrogen atoms are omitted for clarity).

We have also begun to explore the derivatization of silicon-stereogenic dibenzooxasilines **2** obtained in the present catalysis. In our preliminary experiments, we found that the reaction of (*R*)-**2a** (91% ee) with methyllithium proceeds with retention of configuration at the silicon stereocenter¹⁵ to give ring-opened tetraorganosilane (*S*)-**4** in 82% yield with 97% enantiospecificity (eq 2). Similarly, the reaction of (*R*)-**2a** with



n-butyllithium gives (*S*)-**5** in 86% yield with 97% enantiospecificity. It is worth noting that these compounds exist as a 1:1 mixture of inseparable (interconvertible) atrop isomers in solution at room temperature, but only one atrop isomeric form with *S* configuration around the axis is obtained in the solid state upon recrystallization of (*S*)-**4** from hexane as shown in Figure 2 with a dihedral angle of 79°–86° (cf. dihedral angle for **2e** in Figure 1 is 18°).¹⁴

A proposed catalytic cycle for the reaction of **1a** to give **2a** is illustrated in Scheme 1.^{2,7d} Initial ligand exchange of the hydroxorhodium complex with substrate **1a** gives aryloxorhodium species **A**. This then undergoes enantio-discriminating transmetalation intramolecularly to give phenylrhodium species

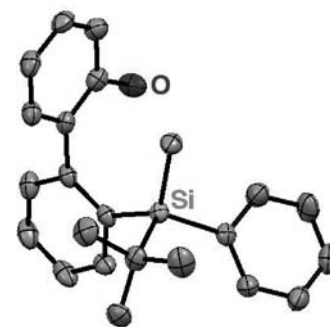
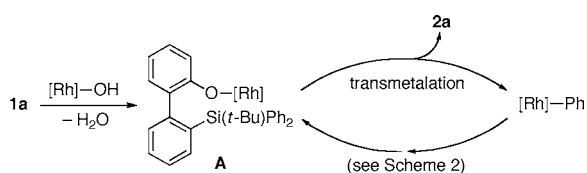


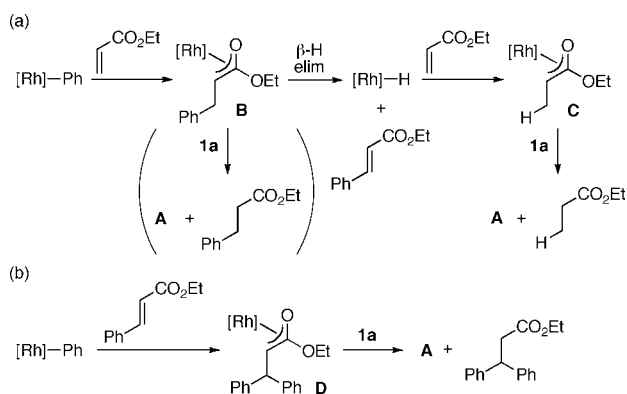
Figure 2. X-ray crystal structure of (*S*)-**4** (Flack parameter = –0.02(2); only one out of two independent molecules in the unit cell is shown, and hydrogen atoms are omitted for clarity).

Scheme 1. Proposed Catalytic Cycle for the Reaction of 1a to Give 2a ([Rh] = Rh((S,S)-Me-Duphos))



with the release of silicon-stereogenic 2a as the product. The resulting phenylrhodium species undergoes the following processes to regenerate aryloxorhodidium A on the basis of the fate of the phenyl group described for Table 1, entry 1. Thus, at the early stage of catalysis, insertion of ethyl acrylate to the phenylrhodium takes place to give oxa- π -allylrhodidium B, which mostly leads to the formation of a rhodium hydride and ethyl cinnamate through β -hydrogen elimination (Scheme 2a).¹⁶ The

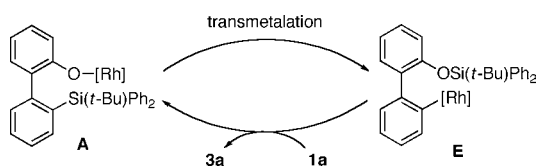
Scheme 2. Proposed Pathways for the Conversion of [Rh]-Ph to Aryloxorhodidium A: (a) Early Stage of the Catalysis, (b) Late Stage of the Catalysis



rhodium hydride presumably reacts with another molecule of ethyl acrylate, followed by protonolysis of resulting intermediate C with 1a, providing aryloxorhodidium A along with ethyl propionate. On the other hand, at the late stage of catalysis where most of ethyl acrylate has been converted to ethyl cinnamate and ethyl propionate, insertion of ethyl cinnamate to the phenylrhodium species occurs to give intermediate D, and protonolysis of this intermediate with substrate 1a leads to the formation of aryloxorhodidium A and ethyl 3,3-diphenylpropionate (Scheme 2b).

The formation of minor byproduct 3a can be rationalized by the following pathway as illustrated in Scheme 3. Instead of undergoing transmetalation between aryloxorhodidium and one of the phenyl groups on the silicon from intermediate A, transmetalation with the cleavage of the biphenyl-silicon bond gives arylrhodium species E, which undergoes protonolysis with 1a to provide 3a along with regeneration of aryloxorhodidium A.

Scheme 3. Proposed Reaction Pathway for the Reaction of 1a to Give 3a



In summary, we have developed a rhodium-catalyzed asymmetric synthesis of silicon-stereogenic dibenzooxasilanes through enantioselective transmetalation of prochiral organosilanes. High enantioselectivities have been achieved by employing (S,S)-Me-Duphos as the ligand, successfully demonstrating the proof-of-principle for “enantioselective transmetalation”. Future studies will explore further expansion of the scope of the present catalysis as well as development of related asymmetric reactions.

■ ASSOCIATED CONTENT

Supporting Information

Experimental procedures and compound characterization data (PDF) and X-ray data (CIF). This material is available free of charge via the Internet at <http://pubs.acs.org>.

■ AUTHOR INFORMATION

Corresponding Author

shintani@kuchem.kyoto-u.ac.jp; tamioh@imre.a-star.edu.sg

Notes

The authors declare no competing financial interest.

■ ACKNOWLEDGMENTS

Support has been provided in part by a Grant-in-Aid for Young Scientists (B), the MEXT, Japan, and in part by the Asahi Glass Foundation. E.E.M. thanks JSPS for a postdoctoral fellowship.

■ REFERENCES

- (1) For recent reviews, see: (a) *Chem. Soc. Rev.* **2011**, *40*, 4877–5208 (Beller, M., Ed.; themed issue for cross-coupling reactions in organic synthesis). (b) *J. Organomet. Chem.* **2002**, *653*, 1–133 (Tamao, K., Hiyama, T., Negishi, E., Eds.; special issue for cross-coupling). (c) *Handbook of Organopalladium Chemistry for Organic Synthesis*; Negishi, E., Ed.; Wiley: Hoboken, NJ, 2002.
- (2) For recent reviews, see: (a) Berthon-Gelloz, G.; Hayashi, T. In *Boronic Acids*, 2nd ed.; Hall, D. G., Ed.; Wiley-VCH: Weinheim, Germany, 2011; p 263. (b) Edwards, H. J.; Hargrave, J. D.; Penrose, S. D.; Frost, C. G. *Chem. Soc. Rev.* **2010**, *39*, 2093.
- (3) Use of enantioenriched α -chiral organometallic reagents for stereospecific cross-coupling reactions has been reported. For selected examples, see: (a) Labadie, J. W.; Stille, J. K. *J. Am. Chem. Soc.* **1983**, *105*, 6129. (b) Hatanaka, Y.; Hiyama, T. *J. Am. Chem. Soc.* **1990**, *112*, 7793. (c) Falck, J. R.; Bhatt, R. K.; Ye, J. *J. Am. Chem. Soc.* **1995**, *117*, 5973. (d) Boudier, A.; Knochel, P. *Tetrahedron Lett.* **1999**, *40*, 687. (e) Hölzer, B.; Hoffmann, R. W. *Chem. Commun.* **2003**, 732. (f) Imao, D.; Glasspoole, B. W.; Laberge, V. S.; Crudden, C. M. *J. Am. Chem. Soc.* **2009**, *131*, 5024. (g) Awano, T.; Ohmura, T.; Suginome, M. *J. Am. Chem. Soc.* **2011**, *133*, 20738 and the references cited therein.
- (4) Desymmetrization of diaryl sulfoxides by stoichiometric asymmetric sulfoxide-magnesium exchange has been reported: Hampel, T.; Ruppenthal, S.; Sälinger, D.; Brückner, R. *Chem.—Eur. J.* **2012**, *18*, 3136.
- (5) For reviews on asymmetric synthesis of silicon-stereogenic organosilanes, see: (a) Xu, L.-W.; Li, L.; Lai, G.-Q.; Jiang, J.-X. *Chem. Soc. Rev.* **2011**, *40*, 1777. (b) Oestreich, M. *Synlett* **2007**, 1629. For selected examples of the utility of silicon-stereogenic organosilanes, see: (c) Rendler, S.; Auer, G.; Oestreich, M. *Angew. Chem., Int. Ed.* **2005**, *44*, 7620. (d) Rendler, S.; Auer, G.; Keller, M.; Oestreich, M. *Adv. Synth. Catal.* **2006**, *348*, 1171. (e) Rendler, S.; Oestreich, M.; Butts, C. P.; Lloyd-Jones, G. C. *J. Am. Chem. Soc.* **2007**, *129*, 502. (f) Klare, H. F. T.; Oestreich, M. *Angew. Chem., Int. Ed.* **2007**, *46*, 9335.
- (6) For examples of catalytic asymmetric preparation of silicon-stereogenic organosilanes, see: (a) Hayashi, T.; Yamamoto, K.; Kumada, M. *Tetrahedron Lett.* **1974**, *15*, 331. (b) Corriu, R. J. P.; Moreau, J. J. E. *J. Organomet. Chem.* **1975**, *85*, 19. (c) Ohta, T.; Ito, M.;

Tsuneto, A.; Takaya, H. *J. Chem. Soc., Chem. Commun.* **1994**, 2525. (d) Corriu, R. J. P.; Moreau, J. J. E. *Tetrahedron Lett.* **1973**, *14*, 4469. (e) Corriu, R. J. P.; Moreau, J. J. E. *J. Organomet. Chem.* **1976**, *120*, 337. (f) Yasutomi, Y.; Suematsu, H.; Katsuki, T. *J. Am. Chem. Soc.* **2010**, *132*, 4510. (g) Shintani, R.; Moriya, K.; Hayashi, T. *J. Am. Chem. Soc.* **2011**, *133*, 16440. (h) Shintani, R.; Moriya, K.; Hayashi, T. *Org. Lett.* **2012**, *14*, 2902. (i) Shintani, R.; Otomo, H.; Ota, K.; Hayashi, T. *J. Am. Chem. Soc.* **2012**, *134*, 7305. See also: (j) Tamao, K.; Nakamura, K.; Ishii, H.; Yamaguchi, S.; Shiro, M. *J. Am. Chem. Soc.* **1996**, *118*, 12469. (k) Schmidt, D. R.; O'Malley, S. J.; Leighton, J. L. *J. Am. Chem. Soc.* **2003**, *125*, 1190. (l) Igawa, K.; Takada, J.; Shimono, T.; Tomooka, K. *J. Am. Chem. Soc.* **2008**, *130*, 16132.

(7) Hiyama and Nakao developed related, but structurally different, hydroxy-tethered tetraorganosilanes as transmetalating reagents for palladium-catalyzed cross-coupling reactions and rhodium-catalyzed conjugate addition reactions. For leading references, see: (a) Nakao, Y.; Imanaka, H.; Sahoo, A. K.; Yada, A.; Hiyama, T. *J. Am. Chem. Soc.* **2005**, *127*, 6952. (b) Nakao, Y.; Chen, J.; Tanaka, M.; Hiyama, T. *J. Am. Chem. Soc.* **2007**, *129*, 11694. (c) Nakao, Y.; Takeda, M.; Matsumoto, T.; Hiyama, T. *Angew. Chem., Int. Ed.* **2010**, *49*, 4447. (d) Nakao, Y.; Chen, J.; Imanaka, H.; Hiyama, T.; Ichikawa, Y.; Duan, W.-L.; Shintani, R.; Hayashi, T. *J. Am. Chem. Soc.* **2007**, *129*, 9137. (e) Shintani, R.; Ichikawa, Y.; Hayashi, T.; Chen, J.; Nakao, Y.; Hiyama, T. *Org. Lett.* **2007**, *9*, 4643.

(8) For nonasymmetric preparation and utility of dibenzooxasilines, see: (a) Huang, C.; Gevorgyan, V. *J. Am. Chem. Soc.* **2009**, *131*, 10844. See also: (b) Krasnova, T. L.; Chernyshev, E. A.; Sergeev, A. P.; Abramova, E. S. *Russ. Chem. Bull.* **1997**, *46*, 1487. (c) Kirillova, N. I.; Cusev, A. I.; Sharapov, V. A.; Afanasova, O. B.; Zubarev, Y. E.; Alekseev, N. V.; Chernyshev, E. A.; Struchkov, Y. T. *J. Organomet. Chem.* **1986**, *306*, 55 and the references cited therein.

(9) (a) Werner, H.; Bosch, M.; Schneider, M. E.; Hahn, C.; Kukla, F.; Manger, M.; Windmüller, B.; Weberndörfer, B.; Laubender, M. *J. Chem. Soc., Dalton Trans.* **1998**, 3549. See also: (b) Tran, D. N.; Cramer, N. *Angew. Chem., Int. Ed.* **2011**, *50*, 11098.

(10) (a) Burk, M. J. *J. Am. Chem. Soc.* **1991**, *113*, 8518. (b) Burk, M. J.; Feaster, J. E.; Nugent, W. A.; Harlow, R. L. *J. Am. Chem. Soc.* **1993**, *115*, 10125.

(11) The same trend was observed for (*S,S*)-Chiraphos when 10 mol % (1.25 equiv to Rh) was used, giving compound **2a** in 91% yield with 0% ee (see Table 1, entry 9 for comparison), but no significant change of ee was observed for (*R*)-Binap, (*R*)-H₈-Binap, and (*R*)-Segphos (see Table 1, entries 6–8 for comparison).

(12) We currently have no good understanding for the structure, reactivity, and stereoselectivity of this species. For preliminary ³¹P NMR studies on Rh/(*S,S*)-Me-Duphos complexes, see the Supporting Information.

(13) The use of even smaller R groups (e.g., R = Me) results in formation of a complex product mixture.

(14) CCDC-893230 and CCDC-893231 contain the supplementary crystallographic data for this paper. These data can be obtained free of charge from the Cambridge Crystallographic Data Centre via www.ccdc.cam.ac.uk/data_request/cif. See also the Supporting Information for details.

(15) (a) Sommer, L. H.; Rodewald, P. G.; Parker, G. A. *Tetrahedron Lett.* **1962**, 821. (b) Corriu, R. J. P.; Lanneau, G. F.; Leard, M. *J. Organomet. Chem.* **1974**, *64*, 79. (c) Corriu, R. J. P.; Guerin, C. *J. Organomet. Chem.* **1980**, *198*, 231.

(16) (a) Zou, G.; Wang, Z.; Zhu, J.; Tang, J. *Chem. Commun.* **2003**, 2438. (b) Lautens, M.; Mancuso, J.; Grover, H. *Synthesis* **2004**, 2006. See also: (c) Lautens, M.; Roy, A.; Fukuoka, K.; Fagnou, K.; Martín-Matute, B. *J. Am. Chem. Soc.* **2001**, *123*, 5358. (d) de la Herrán, G.; Murcia, C.; Csáký, A. G. *Org. Lett.* **2005**, *7*, 5629. (e) Kurahashi, T.; Shinokubo, H.; Osuka, A. *Angew. Chem., Int. Ed.* **2006**, *45*, 6336.